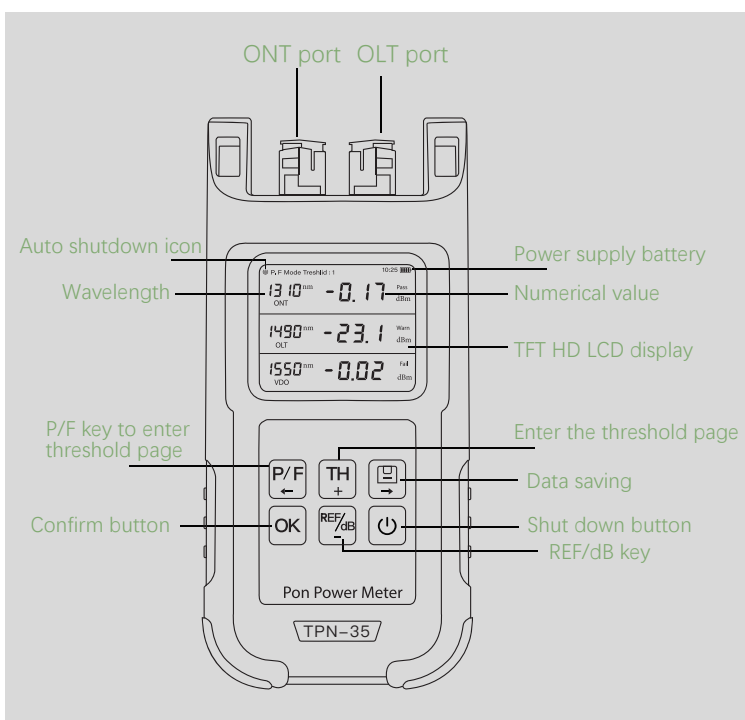


TPN-35 PON Optical Power Meter User Manual

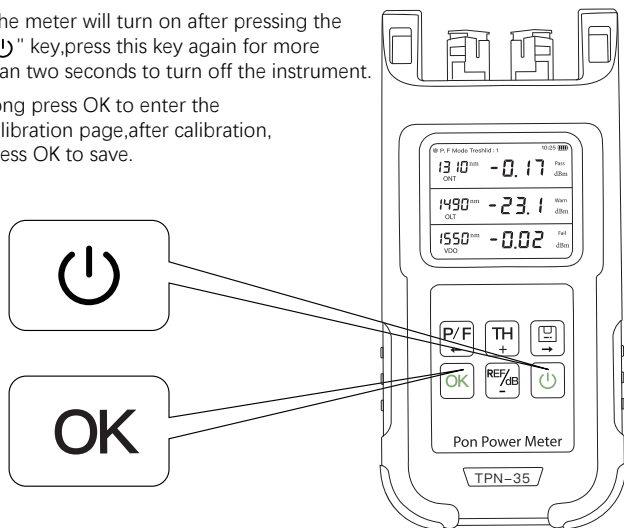
Products introduction

This PON power meter adopts a TFT high-definition LCD display, it is designed for OLT equipment which focuses on online testing, it is very suitable for FTTH/PON service adjustment or maintenance usage. It can test and measure signal power for voice, data and video connections. Allows you to quickly evaluate the power level of the network, the USB port can transmit data quickly, up to 1,000 measurement items can be saved at one time, it is an indispensable tool for construction and maintenance in the PON system, the silicone protective cover can prevent accidental falls or other damage.

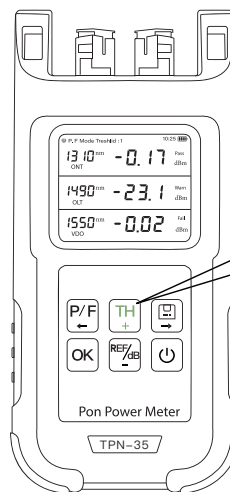


1 Calibration

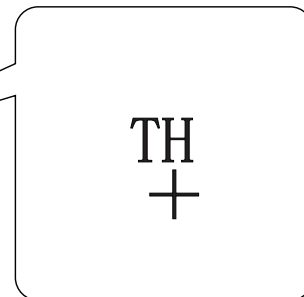
- 1 The meter will turn on after pressing the "P" key, press this key again for more than two seconds to turn off the instrument.
- 2 Long press OK to enter the calibration page, after calibration, press OK to save.



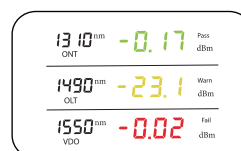
2 Set threshold



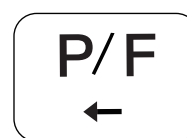
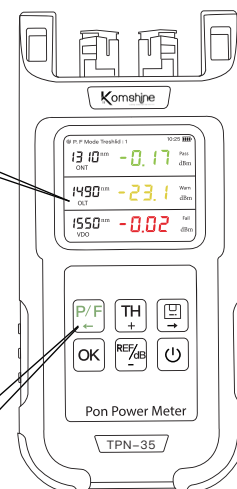
Long press the TH key to enter the threshold page, threshold setting from large value to small value.



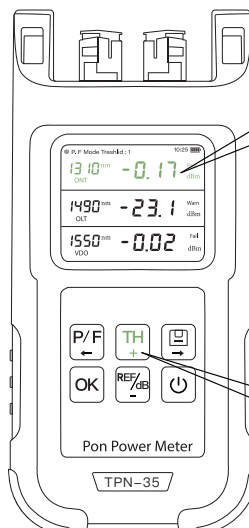
3 View threshold range



Press the P/F key to enter the threshold interface, if the value more than the value set before, it will be showed in green, means pass, if it is close to the value set, then showing in yellow, means warning, if less than the set value, it will be displayed in red, means failure.

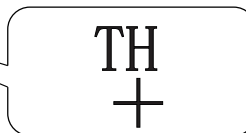


4 Clear threshold

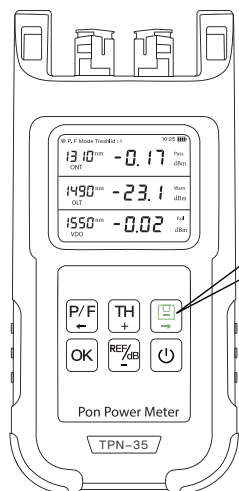


1310^{nm} -0.17 Pass
ONT dBm

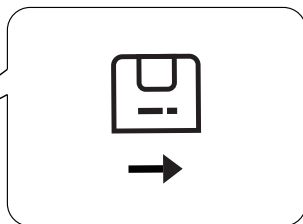
In the shutdown state, first press the TH button and then press the power button, Clear the modified threshold and return to the original factory setting value.



5 Data preservation



Save the current test data:
Long press this button on the test page to save the current test data, tap to view stored data.



Clear saved data:
In the shutdown state, first press the right arrow key and then press the power button to clear data records.

6 Products features

- The meter test threshold can be set through the management software.
- Automatic shutdown (can be cancelled).
- Users can test 1490nm, 1550nm in PON network at the same time, 1310nm three wavelengths.
- The instrument provides 5 sets of thresholds to choose from, with pass, warning, and fail modes.
- Simultaneously measure and display different PON architectures, data and video signals.
- Manual calibration.

7 Products Specification

Measuring wavelength	1310nm	1490nm	1550nm
Sensor type	InGaAS		
Linearity	±0.2dB@1550nm ≥ -40dBm		
Isolation	1490nm wavelength > 40dB	1310nm wavelength > 40dB	1310nm wavelength > 40dB
With filtering function	1550nm wavelength > 40dB	1550nm wavelength > 30dB	1490nm wavelength > 30dB
Measuring range	-40dBm ~ +16dBm	-50dBm ~ +16dBm	-50dBm ~ +23dBm
Insertion loss in penetration mode(dB)	Less than 1.5dB		
Measurable optical frequency broadband	1260~1360	1480~1500	1539~1565
Inherent uncertainty	0.5dBm ±1nW@1550nm		
Display resolution	0.01dB		
Threshold setting	10 groups are set by the host computer		
Calibration wavelength	1310nm/1490nm/1550nm		
Data storage	900 sets		
Working temperature	-10°C ~ +50°C		
Relative humidity	0%~95%RH		
Connector type	SC/UPC(Other connectors are optional)		
Power supply	3 AA batteries		

➤ Use environment

- Operating environment altitude: areas below 2000m above sea level

8 Tips

⚠ Please read all instructions and warnings before using this product. Irregular use will cause. It will damage the product or personal safety.

- 1) Do not store this product in high temperature, strong light and strong magnetic field environment, do not put it pace in other harsh environments such as fire sources.
- 2) Improper use of the product may easily cause the product itself or may endanger personal property Safety.
- 3) If the consumer violates the product manual and improper use, the personal and financial Property damages will bear all consequences, and the company will not bear any legal responsibility.
- 4) Non-professionals are strictly forbidden to decompose this product.
- 5) Avoid using electrical appliances or loads that exceed the output current of this product (the circuit will protect Protection, no output).
- 6) Avoid strong physical effects, including knocking, throwing, trampling, squeezing, etc.

➤ Standard configuration

- TPN-35, USB cable, quick guide.

Contact us

NANJING ORIENTEK OPTICAL COMMUNICATION LTD

TEL: +86 17312230635

Mail: info@orientekot.com

Add: Jianshan Industry Park, Liuhe District, Nanjing, Jiangsu, China

Web: www.orientekot.com